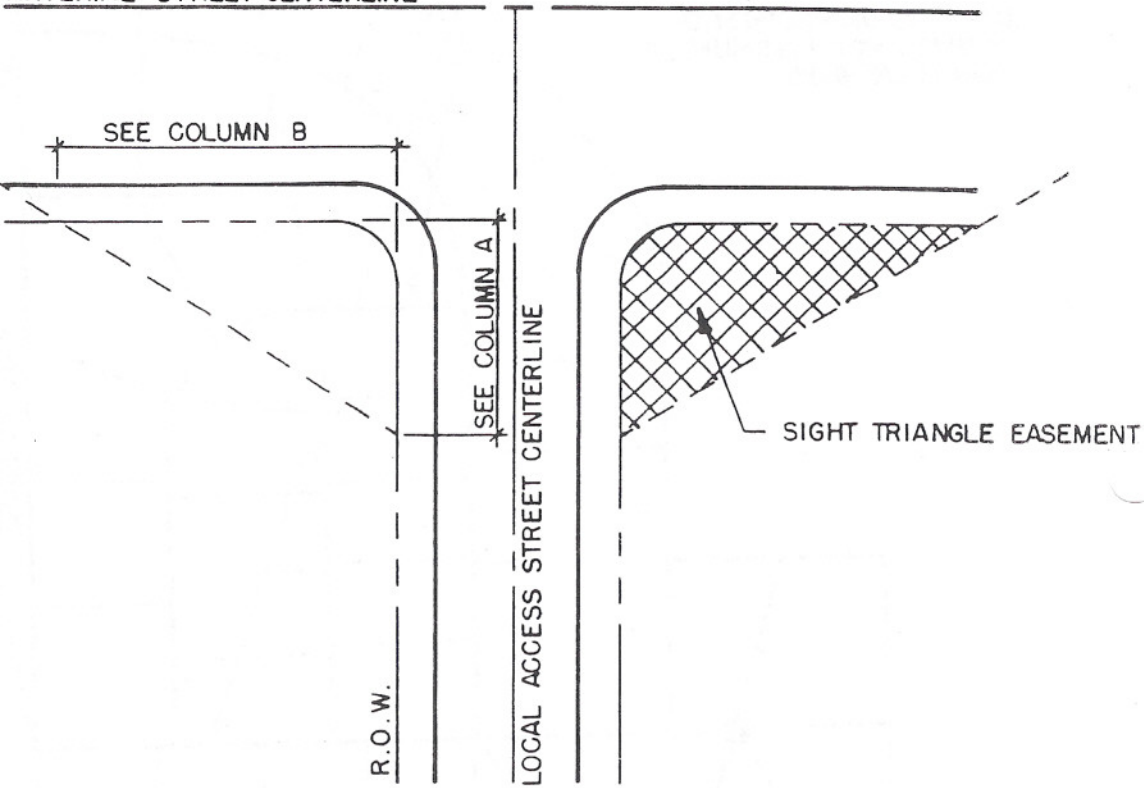


TYPICAL INTERSECTION SIGHT TRIANGLE

ARTERIAL STREET CENTERLINE



TYPICAL DISTANCE REQUIREMENTS ALONG R.O.W. LINE

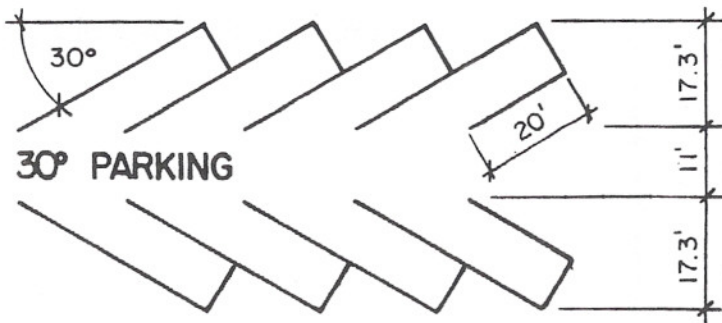
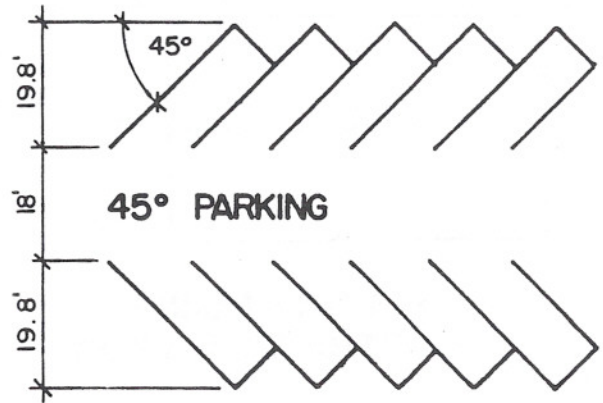
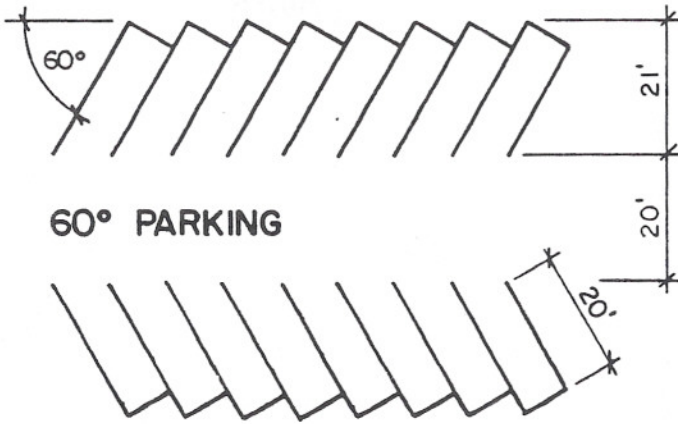
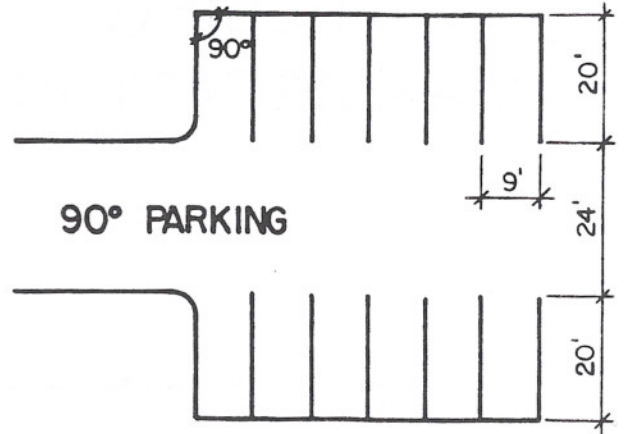
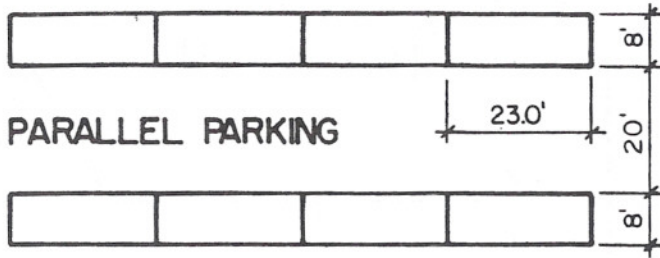
COLUMN A	COLUMN B		
	LOCAL ACCESS	COLLECTOR	ARTERIAL
LOCAL ACCESS 30'	30'	100' - 120'	130' - 150'
COLLECTOR 120'	————	120'	130' - 150'
ARTERIAL 130' - 150'	————	————	130' - 150'

VEHICULAR PARKING FACILITIES

Parking Areas - When a municipality has not adopted as part of its zoning ordinance off-street parking standards, off-street vehicular parking facilities shall be provided in accordance with the following standards:

- (a) Each residential dwelling unit shall be provided with at least two (2) parking spaces.
- (b) Non residential land uses shall be provided with parking according to the following standards:

Non-Residential Land Uses	Required off-street parking spaces per indicated area.
Assembly Operations	1 per 800 sq. ft. GFA
Bar	1 per 2 seats
Bowling Alley	4 per alley
Car Wash	3 per washing lane
Church/ Synagogue	1 per 3 seats
Fiduciary institutions	1 per 300 sq. ft. GFA
Finishing Operations	1 per 800 sq. ft. GFA
Hotel	2 per guest room plus 10 per 1,000 sq. ft.
Industrial	1 per 800 sq. ft. GFA
Library	1 per 300 sq. ft. GFA
Manufacturing	1 per 800 sq. ft. GFA
Medical Center	1 per 250 sq. ft. GFA
Neighborhood Convenience Center	
Under 400,000 sq. ft. GLA	4 per 1000 sq. ft. GFA
Nightclub	1 per 3 seats
Offices	
Under 49,999 sq. ft. GFA	4.5 per 1,000 sq. ft. GFA
50,000-99,999 sq. ft. GFA	4 per 1,000 sq. ft. GFA
100,000+ sq. ft. GFA	3.5 per 1,000 sq. ft. GFA
Receiving	1 per 5,000 sq. ft. GFA
Research	1 per 1,000 sq. ft. GFA
Restaurant	1 per 3 seats
Quick-food establishments	1 per 30 sq. ft. GFA
Retail Store	1 per 200 sq. ft. GFA
Elementary School	2 per classroom but no less than 1 per teacher & staff
Intermediate School	1.5 per classroom but N.L.T. 1 per teacher & staff
Secondary School	2.5 per classroom but N.L.T. 1 per teacher & staff
Service Station	4 per bay & work area
Shipping	1 per 5,000 sq. ft. GFA
Shopping Center	
Under 400,000 sq ft GLA	4 per 1,000 sq. ft. GLA
400,000-599.99 sq. ft. GLA	4.5 per 1,000 sq. ft. GLA
600,000 + sq. ft. GLA	5 per 1,000 sq. ft. GLA
Storage Areas	1 per 5,000 sq ft. GLA
Theater	1 per 3 seats
In shopping center	1 per 4 seats
Warehouse	1 per 5,000 sq. ft. GFA



PARKING DIAGRAMS

SCALE: 1" = 30'

DEFINITION OF TYPES OF LOTS

